



Packaging Materials Included: return label, pouch with documents for U.S. Customs, box, felt screen cover, 2 large air filled forms, and 1 air filled base sleeve.




Place iMac inside of the felt screen cover.




Insert the mouse into the small slot at the bottom of the large air filled form.




Insert the power cord into the small slot at the bottom of the second large air filled form.



Insert the keyboard into the large slot of the large air filled form



Insert one side of your iMac into the large slot of the large air filled form.



Insert the other side of your iMac into the large slot of the large air filled form. **Accessories should be below the iMac.**



Insert the base into the air filled base sleeve.



Lift and slide the iMac into the box.



Secure box with 2" shipping tape (not provided)



Affix the return label and pouch to the outside of the box. Drop your packaged iMac off at any FedEx Location